

fibo intercon

Mobile concrete batching plants
F1200, F1800 and F2200



Your partner in concrete solutions



A compact solution providing reliability and great economy



Cost effective production of concrete and stabilized earth concrete

The F-model is a mobile, concrete batching plant with 4 hoppers. Built on a solid frame with legs, the batching plant features different size mixers, very precise dosing, and many options to produce any kind of concrete required.

Being easy to move around, as well as their compact size makes the F-models ideal for any construction site. A Fibo Intercon mobile batching plant will precisely produce the required amount of concrete, without waste of time or materials.

A Fibo Intercon mobile batching plant will reduce the cost of concrete for

most projects. As Fibo Intercon batching plants have an average lifetime expectancy of 15 years, they represent an asset to any company involved in concrete works or construction. Fibo Intercon will be happy to assist with any ROI calculation.

In addition to the financial possibilities, a Fibo Intercon mobile batching plant also provides sustainability benefits. Producing concrete on-site will in most cases reduce the CO₂ generated from transports. To analyze the potential for CO₂ savings, Fibo Intercon have developed a calculation tool.

State-of-the-art automation, connectivity and cloud-based documentation provide customers with a next generation solution today.

An F-model is built for professional, everyday use and will add flexibility, reliability and increased productivity to any project and construction site.

Please visit our website: www.fibointercon.com to examine your possibilities.

Technical specifications of F-models



Model		F1200	F1800	F2200
Volumen (gross/net)	L	1200/800	1800/1000	2200/1400
Capacity	m ³ /hour	10-16	20-30	25-45
Motor	kW	15	30	55
Sound pressure level	dB(A)	77,7	77,7	77,7
Mixing arms/side scrapers	no	6/1	6/1	8/1
Load cells	kg	3 x 5000	3 x 5000	3 x 5000
Weighing accuracy	%	+/- 0.5	+/- 0.5	+/- 0.5
Dosing accuracy	%	+/- 3	+/- 3	+/- 3
Recipes	no	60	60	60
Aggregate hoppers	volume	4 x 2.4m ³	4 x 2.4m ³	4 x 2.4m ³
Water tank	L	500	500	500
Dimensions (W x H x L)	m	2.3 x 2.61 x 8.7	2.4 x 2.61 x 8.9	2.58 x 2.61 x 9.1
Weight	kg	6000	9500	10500
Power	Voltage	3 x 400V N PE 50Hz	3 x 400V N PE 50Hz	3 x 400V N PE 50Hz
	A/KVA	40 / 28	80 / 55	125 / 86
Generator	KVA	60	100	150



1 Steel frame

A structurally sound and solid high-quality steel frame is the foundation for our F batching plant.



2 Pan Mixer

Pan mixer made of Hardox (500 and 1200) or steel with Hardox lining (1800 and 2200) wear plates. The pan mixer features a gear motor (various kW), automatic radial openings, inlet for cement augers, and inspection hatches.



3 Hopper

Integrated double twin hopper for two types of aggregate. Each hopper holds 2.4 m³ and can be extended to 3,9 m³ (see 14). Welded of steel. It features reinforced corners for stability and lifting as well as four separate high-quality feeder belts for the dosing of aggregates.



4 Mixing arms and side scrapers

Adjustable mixing arms and side scrapers in steel and hard PUR. Equipped with safety bolts to prevent large stones from seriously damaging the mixing arms. The adjustability makes sure that any concrete is mixed homogeneous and without lumps.



5 Load cells

The pan mixer is placed on three 2000/5000 kg electronic load cells with an accuracy of +/- 0,5 %. The accuracy of the load cells assures the correct dosing of cement, water, and aggregates to attain the required w/c ratio.



6 Beckhoff control System

Beckhoff automation allows for manual, semi-automatic, and automatic batching operations. The system features internet connectivity, 50 recipes, multi-language support, and touch screen programming.



7 Water flowmeter

The electronic flowmeter allows for variable measuring sites down to 1 dl, as well as parallel dosing of water and aggregates for reduced mixing cycle times.



8 Discharge Hatches

The hatches can be operated manually, semi-automatic and automatic with variable openings percentages. The hatch features overload protection, position sensors and antiblocking mechanism.



9 High-pressure cleaner

The standard FS-model is equipped with a high-pressure cleaner tapping from the connected water supply. The hose has a length suitable for cleaning the entire batching plant.



10 Customized color (optional)
You can choose the color for your plant, so it fits your other equipment.

11 Modem (optional)
For remote access to your batching plant to be used for hotline support and Fibro Link. Please note license for Fibro Link is not included.
Note! Required equipment for Fibro Collect.

12 Vibrator (optional)
Vibrator MVE 100/3 for vibrating sand out of the hopper, with cabling and switch. Require placement on the left or right hopper side. Makes sure all aggregates in the hopper will be used.



13 Wattmeter (optional)
Measuring motor load resistance may allow concrete viscosity measuring. Consequential processes can be automated in the control system.

14 Enlarged silo sides (optional)
Increase silo capacity by 60%. The enlarged silo sides add 1.5 m³ to each hopper, so the total volume for each hopper is 3.9 m³.


15 Additive pump (optional)
High-quality time-based dosing pump 0,25 kW for liquid additives, with 3/8" suction hose, check valve, and stainless steel filter. Possibility for installation of 1 - 4 additive pumps.



16 Flowmeter for additives (optional)
Electromagnetic flowmeter, 1/2" in stainless steel, max. 16 bar, temperature -10 to + 70 °C, minimum conductivity 20 μS / cm. The flow measurement guarantees a dosing accuracy of +/- 1% (repeatedly +/- 0.2%).

17 Secondary outlet hatch on the mixer (optional)
PLC controlled automatic and electro-mechanical radial mixer opening with a position switch. The secondary outlet hatch can be used for waste concrete or the washout from the automated washing system (19).

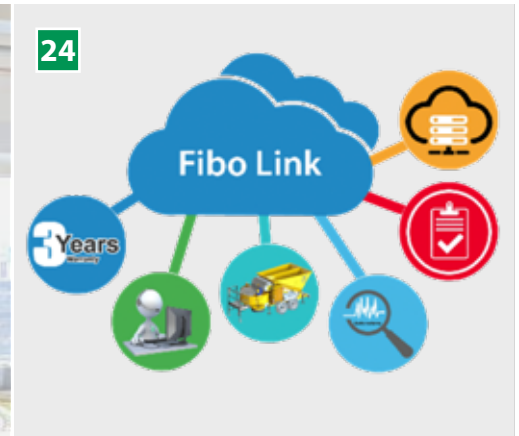

18 Rotation nozzles for dosing and washing (optional)
The nozzles create a water mist while dosing, alleviating the clumping of thin aggregates or silicates. At the same time, the water spray helps clean mixing arms and mixer surfaces during or after dosing/mixing.



19 Automatic high-pressure cleaning (optional)
50 bar washing system with nozzles distributed on mixer arms and within the mixer. Washing cycles can be automated. The system does not replace the end-of-day cleaning. Best used with secondary hatch and washout recycling station.

20 Wash out recycling station (optional)
Recycling water station for separating water from washout. Recycled water can be used for dosing.

21 Payment terminal for Fibo Collect (optional)
Terminal with 21" touch screen including software for your Fibo Collect plant. The terminal is equipped with a barcode reader and a thermal printer. Requires Fibo Link



22 RFID payment for Fibo Collect, Add-on (optional)
RFID reader and software for RFID Payments at your Fibo Collect payment terminal. Including 50 pcs of RFID chips. Please note that the payment terminal is not included and must be ordered separately (21).

23 Card payment for Fibo Collect, Add-on (optional)
Credit card reader and software for credit card payments at your Fibo Collect payment terminal. Please note terminal is not included and must be ordered separately (21).

24 Fibo Link (optional)
Fibo Link is a license-based monitoring and management software that makes production and consumption data available in the Fibo Cloud. The solution also provides remote maintenance and service access. **See separate document for Fibo Link.**

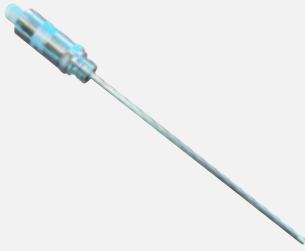


25 Insulation/Winter package 1 (optional)
Liquid supply lines are equipped with trace heating tape and additional insulation. The cabinet for additive and high-pressure cleaner pumps is fitted with a radiant heater.

26 Insulation/Winter package 2 (optional)
This package includes all items from winter package 1, and, as an extra feature, the tank is insulated with 45 mm insulation material. Note! The water heater is not included and must be ordered separately if water needs to be heated.

27 Water heater (optional)
Electric heating in the water tank for frost protection. Complete with thermostat and switch. The heater is usually connected to the control cabinet for automatic operation and frost protection. Power 4 kW. Voltage 3 x 400 volts.

28



28 Temperature sensor for the water tank (optional)

Sensor for measuring the water temperature in the tank.

29



29 Moisture sensor for hopper (optional)

Sensor for measuring moisture in the dosed sand prior to entering the mixer.

30



30 Moisture sensor for the mixer (optional)

Moisture sensor mounted in the mixer to indicate batch moisture level.

31



31 Dust filter for the mixer (optional)

Filter to reduce cement dust in the environment during the dosing process.

32



32 Pre-weighing of cement (optional)

Cement silo combined with cement auger. The silo is mounted on weighing cells. The cement silo has a vibrator on the silo box and a filter bag to reduce dust emissions when refilling. With the pre-weighing of cement, the dosage tolerance for the plant is +/- 1 %. Cement and aggregates can be dosed simultaneously, increasing the dosing capacity by up to 20%.

33



33 Water protection cover (optional)

Removable cover made of heavy-duty PVC to protect aggregates from the elements. Easy and quick deployments with a manual winch. Including grid under cover to minimize water on the cover.

34



34 Actuated cover for hoppers (optional)

Metal/alu cover for 2 hoppers with actuated lift integrated into the controlsystem.

35



35 Light in the mixer (optional)

For easier visibility of the concrete in the mixer when looking through the inspection hatch or in combination with a mixer camera.

36



36 Light in the control cabinet (optional)

Light in the control cabinet for a better overview when working late.

37



37 Alarm horn (optional)

Signal activated when mixer has ended mixing time and concrete is ready for use.

38



38 Alarm light (optional)

Light activated when mixer has ended mixing time and concrete is ready for use.

39



39 Mixer camera (optional)

A camera to allow the operator a visual check of the homogeneity of the mixture.

40



40 Silo mirror (optional)

For easy visibility of the level in the silos.

41



41 Hose reel (optional)

Hose reel for easy reeling and storage of the hose for high-pressure cleaner

42



42 Belt conveyors (optional)

Belt conveyors with belt widths of 0.8 m or 1.0 m and lengths of 8m - 14 m. Available with height-adjustable legs. All conveyors are equipped with a drum motors, integrated gearboxes, inlet boxes, dispenser funnels, and lifting hooks for easy transportation.

43



43 Hydraulic Belt conveyors (optional)

Belt conveyors with belt widths of 0.8 m or 1.0 m and lengths of 10 m - 14 m. With hydraulic system for automated operation of adjusting the height. All conveyors are equipped with a drum motors, integrated gearboxes, inlet boxes, dispenser funnels, and lifting hooks for easy transportation.

44



44 Round Big bag cement silo with Ø139 or Ø193 auger (optional)

Round Big bag silo in fully welded construction with height-adjustable legs. Complete with cement auger, counterweight, cone with outlet flange, top hatch, a grid for cement inlet, cutter for big bags, butterfly valve, forklift sleeves, lifting hooks and vibrator.

Max height: 3750 mm (transportation 2241mm)

45



45 Big bag cement silo with Ø139 or Ø193 auger (optional)

Big bag silo in fully welded construction with height-adjustable legs. Complete with cement auger, counterweight, cone with outlet flange, top hatch, a grid for cement inlet, cutter for big bags, forklift sleeves, lifting hooks and vibrator.

Max height: 3373 mm (transportation 2576mm)

46

**46 Vertical cement silo (optional)**

A vertical cement silo with a capacity of 32 m³ in a fully welded construction with legs, overpressure and pinch valves, aerators and self-cleaning dust filters. Designed for easy-flowing materials such as Portland cement or lime with a bulk density of up to 1,3 tons/m³. Perfect for transport in a 40' HC container or on a trailer. Ø=2250mm

47

**47 Horizontal cement silos (optional)**

Horizontal cement silo with capacities from 23 m³ to 38 m³. The silos include screw conveyors in the bottom of the silo, overpressure and pinch valves, grids for inlet, cutters for big bags, top hatches, self-cleaning dust filters, butterfly valves, and 4" inlet pipes with thread, vibrators and aerators.

48

**48 Cement auger with gearbox (optional)**

Available in several lengths. All augers are complete with either flange or universal ball joint inlet, flange for butterfly valve, cylindrical outlet, and service hatch under the inlet.

49

**49 Frequency converter (optional)**

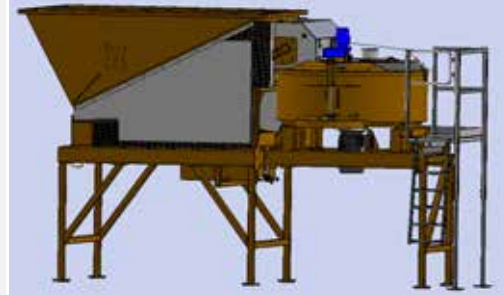
Frequency converter on mixer motor allows for varying speed requirements in mixing sequences.

50

**50 Buffer hopper (optional)**


Expansion hopper with auger for continuous flow pumping application

51

**51 Leg extensions (optional)**

Set of high extended legs with a length of 1200 mm. Very useful in connection with a concrete pump.

52

**52 Platform for the control cabinet (optional)**

A platform to the control cabinet on a plant with extended legs.

53

**53 Remote control (optional)**

Remote control with the basic operating functions. Range approx. 50 m.

54

**54 Concrete pump (optional)**

Hydraulic moveable piston pump for concrete in various sizes. Electric and fuel driven.

55



55 Fiber dispenser (optional)
Cutter for dosing glas fibers from glas fiber cord.

56



56 Level sensor for concrete pumps (optional)
Level sensor for installation in concrete pumps.

57



57 Concrete bucket (optional)
2m³ concrete bucket with forklift sleeves.

58



58 Generator (optional)
High-quality diesel generators for off-grid power supply. 30 - 200 KVA.

59



59 Test-Lab Container (optional)
Mobile concrete test laboratory for construction sites or maritime use. Containers are available with CSC and DNV certifications. Please see our separate Test-Lab Container documentation.

60



60 Molds (optional)
Molds for interlocking concrete blocks. Reconfigurable design to produce various block shapes and sizes from cast concrete.

61



61 Gliding skids (optional)
Gliding skids to facilitate loading and unloading of containers. Package of 4.

62



62 Jobsite crew container (optional)
The crew container can be insulated and fitted to hold the control system, pumps and additives, as well as working space for crew.

63



63 Concrete vibrator (optional)
Electrical, handheld concrete vibrator, used to eliminate air bubbles from fresh concrete.

64



64 Spare parts (optional)

Spare parts kit for mixers consisting of mixer shovels, mixer arms, finger scrapers, fittings, safety bolts, and side scrapers.

65



65 Wear plates for single hatch (optional)

Wear plate set for single hatch mixers.

66



66 Wear plates double hatch (optional)

Wear plate set for double hatch mixers.

High-quality concrete solutions

Many years of experience in the industry has made fibo intercon a leading supplier to the global concrete industry. We manufacture and deliver mobile and stationary concrete batching plants as well as production equipment and complete concrete systems.

In our production, we only use state of the art technologies and methods to ensure our customers the best quality, efficiency, and reliability.

Over the years, we have been developing and delivering high quality solutions to customers all over the world. The products delivered have ranged from standard batching plants to unique customized solutions, and our batching plants have been used for both small and large scale building projects.

Fibo Intercon strives to provide quick and competent service. We have developed our own representative network in several countries, and our service technicians are ready to go to your place, and help you with the installation and servicing of your batching plants as well as with training of your employees.

Bayern, Germany

F1800 with belt conveyor and two vertical silos.

The batching plant produces concrete for construction site projects as well as for road and civil engineering works.

Concrete is produced for many different purposes and in different mixes where the precise dosage is of great importance.



F1800 in a Fibo Collect plant

A Fibo Collect batching plant is producing concrete to local constructors and DIY in the neighbourhood.

The company had a wish to supply the local area with concrete. The customers can buy and order at the payment terminal which means the Fibo Collect plant is open 24/7.

The cloud-based Fibo Link gives a notification if any materials are below minimum levels and have to be refilled.



2025-01-21. Copyright © fibo intercon. No responsibility can be accepted for printing errors. Construction subject to change without notice. The models displayed may include optional equipment.

Representative:

fibo intercon a/s

Herningvej 4
DK-6920 Videbaek
Denmark
Phone: +45 97 17 16 66

info@fibointercon.com
www.fibointercon.com

